

UNBRAKED TRAILER RANGE


- Lightweight design
- Bunk or Roller configuration
- Waterproof sealed bearings
- Off-road trailers/trolleys also available




EXT350 Roller
Suitable for 10' hard boat, 3.5m ribs
and 14' dinghies. Max weight 255kg




EXT350 Inflatable
Suitable for a boat length up to
3.8m. Max weight 255kg



EXT500 Roller
Suitable for 12' hard boats, 4.3m ribs
and 15' dinghies. Max weight 375kg



EXT750 Swing
Suitable for 16' hard boats, 5.3m ribs
and 17' dinghies. Max weight 580kg



EXT1100 Swing
suitable for 16' hard boats, 5.2m ribs.
Max weight 820kg

EXT1500 Super Roller
Suitable for 19' hard boats, 6.5m ribs.
Max weight 1150kg



Different colour options available


BRAKED SINGLE AXLE TRAILER RANGE

- Heavy duty chassis
- Bunk or Roller configuration
- Waterproof Sealed bearings
- AL-KO brakes with long life cables
- Freshwater flushing kit available



BRAKED TWIN AXLE TRAILER RANGE

- Heavy duty double ladder chassis
- Waterproof sealed bearings
- Bunk or Roller configuration
- Serrated jockey wheel & coupling lock as standard
- AL-KO brakes with long life cables
- Freshwater flushing kit available



EXT3500 Extended Super Roller
Suitable for 26' hard boats, 8.5m ribs.
Max weight 2450kg